

Playing Pretend

School



Growing Play
...one step further

GrowingPlay.com
Your Therapy Source, Inc
43 South Main Street
Schaghticoke, NY 12154
www.GrowingPlay.com

Copyright © 2011 by Your Therapy Source, Inc. All rights reserved.

Visit
www.GrowingPlay.com
for more activity ideas and resources to take play
one step further.

Publisher's Note: The publisher and author has made every attempt to make sure that the information in this book is correct and up to date. All physical activities require approval from a child's pediatrician. The author or the publisher will not be liable for any impairment, damage, accident or loss that may occur from any of the suggested activities in this book.

Terms of Use: The electronic books from Your Therapy Source Inc and GrowingPlay.com can only be purchased from this site. They are copyrighted by Your Therapy Source Inc. This book can only be used by the original purchaser. The files may not be reproduced or transferred to others in print or electronically. All rights reserved.

Importance of Pretend Play

What seems like child's play, is actually the developing brain working very hard. Pretend play sparks a child's imagination and creativity. High quality pretend play can spark cognitive, emotional, social, language and motor development.

1. Cognitive Skills - pretend play encourages problem solving, self regulation, memory and understanding of rules.
2. Social Skills - when children are engaged in imaginative play with their peers there are rules to follow such as turn taking and respecting others ideas.
3. Language Development - children need to understand language and express with words or gestures during pretend play.
4. Emotional Development - during pretend play children will frequently act out different emotions - a crying baby or an angry teacher.
5. Motor Development - During imaginative play children will perform different motions, manipulate imaginary or real objects and be physically active, all adding to their motor skill development.

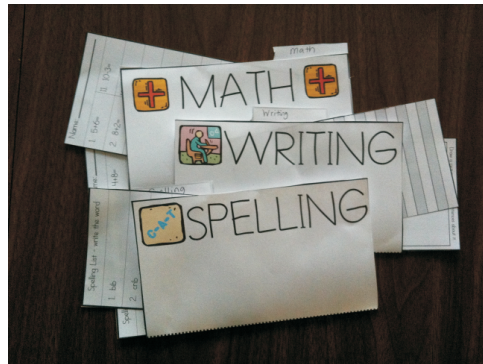
The activity ideas from Growing Play help to take everyday play one step further.




Growing Play
...one step further

Suggestions for how to use this packet:

1. Print out the pages of the packet.
2. If the children would like, you can start out by preparing the materials by cutting out the file folders, ID badges and hallway passes. Laminate the forms for durability. If the forms are laminated you can write on them with dry erase markers. If you do not have lamination materials, you can slip the papers into page protectors and use dry erase markers on the page protectors.



3. Set up the room to resemble a school - an area for the teacher and chairs or pillows for the students.
4. Hang up some of the paper work on the wall or easel. If playmates are not available the child can set up dolls or stuffed animals to be pretend students.



5. Start teaching!

Tip#1: Do not put all the paperwork out at one time or the child may become overwhelmed. Remember to let the child guide the play once you have set up the space.

Tip#2: Extend the game. Maybe set up your kitchen as the school cafeteria. Play outside for recess time. Put out arts and crafts for art class or musical instruments for music.

Identification (ID) Badges

Write in the names. Cut out the badges. Punch holes, thread a string through the holes and hang the ID badge around your neck.



Teacher

Name: _____



Teacher

Name: _____



Student

Name: _____



Student

Name: _____



Student

Name: _____




School Nurse

Name: _____

Lesson Plan Book

Monday	Tuesday	Wednesday	Thursday	Friday



Attendance

Week:

Month:

Year:

Name of School:

Name of Teacher:

Grade Level:


Room Number:

Student's Name	Mon.	Tues.	Wed.	Thur.	Fri.

Seating Chart

Teacher





Bulletin Board

A+ Work

Important News

Birthdays this Month

Folders

Cut out the folders along the black solid lines. Fold across the dotted lines. Put the proper papers inside the folders.



MATH



Folders

Cut out the folders along the black solid lines. Fold across the dotted lines. Put the proper papers inside the folders.



WRITING



Folders

Cut out the folders along the black solid lines. Fold across the dotted lines. Put the proper papers inside the folders.

SPPELLING CAT

Math Sheets

Cut out the two sheets below and place in math folder.

Name: _____

1. $5+6=$

11. $10-3=$

2. $8+2=$

12. $6-4=$

3. $4+2=$

13. $8-4=$

4. $2+5=$

14. $7-2=$

5. $1+8=$

15. $9-1=$

6. $6+7=$

16. $4-2=$

7. $10+4=$

17. $7-6=$

8. $11+5=$

18. $12-6=$

9. $12+4=$

19. $5-2=$

10. $13+6=$

20. $10-4=$

Name: _____

1. $4+8=$

11. $6-3=$

2. $7+1=$

12. $8-2=$

3. $4+2=$

13. $9-3=$

4. $3+1=$

14. $5-2=$

5. $2+9=$

15. $4-2=$

6. $5+5=$

16. $3-3=$

7. $10+6=$

17. $9-4=$

8. $11+7=$

18. $12-5=$

9. $12+2=$

19. $3-2=$


10. $13+4=$

20. $6-2=$

Writing Sheets

Cut out the two sheets below and place in writing folder.

Draw a picture and write 2 sentences about it.



A vertical column of ten empty rectangular boxes, each with a solid black border, intended for writing two sentences about the drawing.

A vertical column of ten writing lines. Each line consists of a solid top line, a dashed midline, and a solid bottom line, with a light gray shaded area between the midline and the bottom line.

Spelling Sheets

Cut out the two sheets below and place in spelling folder.

Spelling List - write the word	Spelling List - write the word
1. bib	1. kick
2. crib	2. trick
3. ice	3. car
4. nice	4. far
5. price	5. sheep
6. last	6. beep
7. fast	7. king
8. past	8. ring
9. mat	9. sting
10. that	10. mind

ALPHABET

Aa Bb Cc Dd Ee

Ff Gg Hh Ii Jj

Kk Ll Mm Nn Oo

Pp Qq Rr Ss Tt

Uu Vv Ww Xx Yy




Job Chart



Flag Friend

Name:




Calendar
Friend

Name:



Teacher's
Helper

Name:



Paper
Passer

Name:




Weather
Friend

Name:




Snack
Friend

Name:



Line
Leader

Name:



Classroom
Pet

Name:


Weather

Circle what the weather is today.

sunny




mostly sunny



partly sunny



cloudy



What is the precipitation today? none

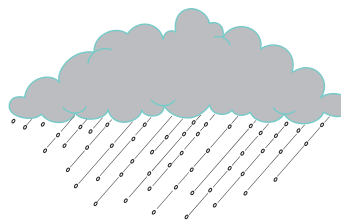
drizzle




rain



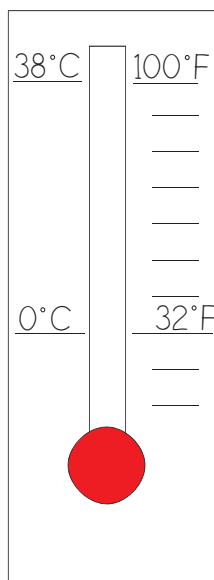
sleet



snow



Mark on the thermometer what the temperature is today.



Is it hot, warm or cold outside today?

hot

warm

cold

Calendar

Month:

Year:

Sunday	Monday	Tuesday	Wednesday	Thursday	Friday	Saturday

Calendar Time

Circle the month:

JANUARY 

FEBRUARY 

MARCH 

APRIL 

MAY 

JUNE 

JULY 

AUGUST 

SEPTEMBER 

OCTOBER 

NOVEMBER 

DECEMBER 

Select the day of the week.

Sunday

Monday

Tuesday

Wednesday

Thursday

Friday

Saturday

Circle the date.

1 2 3 4 5 6 7 8 9 10 11 12 13 14

15 16 17 18 19 20 21 22 23 24 25 26 27 28

29 30 31

Today is _____ day






_____ month

_____ day,

_____ year

Classroom Stars

Reward chart - each student who gets 5 stars for following the classroom rules gets a prize!

Student's Name					

Classroom Rules

1. Be respectful of other people.

2. Keep your hands to yourself.

3. Use your inside voice.

4. Listen when someone is talking.


5. _____

6. _____



Lunch Count

Put tally marks for how many children want each lunch item for today.



Cheeseburger



Hot Dog



Sandwich



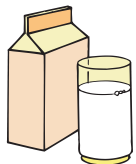
Pizza



Bagel




Chocolate Milk



Regular Milk


Hallway Passes

Girl's Room




Name:

Boy's Room



Name:

Computers



Name:

Library



Name:

School Nurse



Name:

Bus Pass



Name:

Work Stations

Cut out the 4 squares. Hang in certain areas i.e. book in the reading group, markers in arts and crafts, etc.

Reading Group



Arts and Crafts




Writing Station



Math Group





**Student
of the
Month**

This awards is
presented to

Student's Name

for during the
month of

Month

Presented by:

Teacher's Name


Math Award

This award is presented to

student's name

for doing an excellent job in math class.

teacher's name




Reading Award

This award is presented to

student's name

for doing an excellent job in reading.

teacher's name




Writing Award

This award is presented to

student's name

for doing an excellent job in writing.

teacher's name



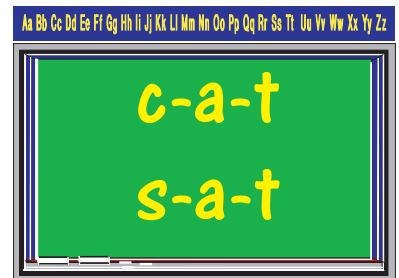
Spelling Award

This award is presented to

student's name

for doing an excellent job in spelling.

teacher's name





























Report Card

Student's Name:

School:

Grade:

Teacher's Name:

School Subject	Great	Good	Okay
 Reading			
 Math			
 Writing			
 Art			
 Music			
 Physical Education			



























Behavior Report

Student's Name:

School:

Grade:

Teacher's Name:

Behavior	Great	Good	Okay
 Pays attention			
 Follows directions			
 Raises hand			
 Neat work			
 Obeys school rules			
 Plays well with others			



Library



This library card
is issued to:

Print Name: _____

Signature: _____



This library card
is issued to:

Print Name: _____

Signature: _____

Cut out library cards. Cut out the check-out form and tape to the back of a book. Sign your name and write the due date if you borrow the book.

Author	
Title of Book	
Date Due	Borrower's Name

This graduation diploma
is awarded to:

student's name

For graduating from

name of school

Teacher's Name

Date



Visit

www.GrowingPlay.com

for more activity ideas to take
play one step further.

