



MONSTER MEMORY GAME



Free Printable



© 2023 Your Therapy Source Inc
www.YourTherapySource.com
www.GrowingPlay.com
Your Therapy Source Inc
43 South Main Street
Schaghticoke, NY 12154

Publisher's Note: The publisher and author has made every attempt to make sure that the information in this book is correct and up to date. All physical activities require approval from a child's pediatrician. The author or the publisher will not be liable for any impairment, damage, accident or loss that may occur from any of the suggested activities in this book.

Terms of Use: The electronic books from Your Therapy Source Inc/ Growing Play are copyrighted by Your Therapy Source Inc. This book can only be used by the original purchaser. The files may not be reproduced or transferred to others in print or electronically. All rights reserved.

Go to <https://www.growingplay.com/growing-play-content-license/> for complete content license information and <https://www.growingplay.com/growing-play-website-terms-use/> for complete Terms of Use.



HOW TO PLAY THE MONSTER MEMORY GAME

1. Print the memory game cards. Print one copy for this Memory Game.
2. Print the memory board game. For the small option, print the one page board. For the larger option, print the four sections of the game board, cut them out and tape the sections together to make one large game board.
3. Print and cut out the WHO IS HIDING cards.
4. Place the memory cards, face up, around the Memory Game Board.
5. Everyone closes their eyes or leaves the room except one player. That one player, places the WHO IS HIDING card over one of the objects.
6. The rest of the players have to figure out who is hiding. Choosing from the cards around the game board, the first player to slap the correct matching card is the WINNER!
7. The winner gets to hide the object for the next round.

OPTION 3: Print two copies of the cards to play traditional memory with the cards (place cards face down and try to find matches).

OPTION 2: Place the game board in the middle. Put all the cards face down in a pile. Turn over one card. The first person to find the object keeps the card. Continue turning over cards until the bottom of the deck. The person with the most cards is the winner!

Smaller Game Board










Larger Game Board






























eee

