



Transportation Pretend Packet

GrowingPlay.com
Your Therapy Source, Inc
43 South Main Street
Schaghticoke, NY 12154
www.GrowingPlay.com
www.YourTherapySource.com

Copyright © 2016 by Your Therapy Source, Inc. All rights reserved.

Visit
www.GrowingPlay.com
for more activity ideas and resources to take play
one step further.

Publisher's Note: The publisher and author has made every attempt to make sure that the information in this book is correct and up to date. All physical activities require approval from a child's pediatrician. The author or the publisher will not be liable for any impairment, damage, accident or loss that may occur from any of the suggested activities in this book.

Terms of Use: The electronic books from Your Therapy Source Inc and GrowingPlay.com can only be purchased from this site. They are copyrighted by Your Therapy Source Inc. This book can only be used by the original purchaser. The files may not be reproduced or transferred to others in print or electronically. All rights reserved.

Go to <https://www.growingplay.com/growing-play-website-terms-use/> for the complete Terms of Use. Read the content licensing agreement for more details at <https://www.growingplay.com/growing-play-content-license/>

Directions: Print the pages for hours of pretend play fun!

Vacation Planner

STEP one

📍 CHOOSE A PLACE OF REST
Draw where you want to go.

STEP two

CHOOSE TRANSPORTATION
Write how you will get there.

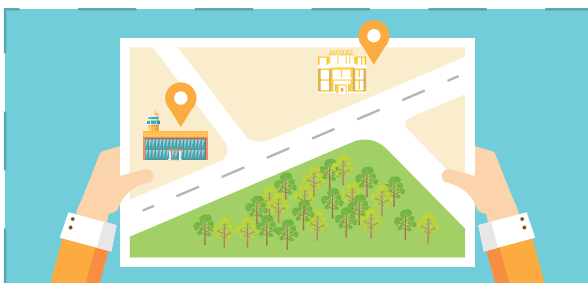


STEP three

Write a packing list.




Map your route.






FINISH




ENJOY
YOUR
VACATION








TRAIN TICKETS

TRAIN TICKET			TRAIN TICKET 		
	PLATFORM	DATE	TIME	PLATFORM	<input type="text"/>
	<input type="text"/>	<input type="text"/>	<input type="text"/>	DATE	<input type="text"/>
	CLASS	SEAT		CLASS	<input type="text"/>
	<input type="text"/>	<input type="text"/>		CARRIAGE Nº	<input type="text"/>
ARRIVE	DEPARTURE	PRICE	TO	<input type="text"/>	
<input type="text"/>	<input type="text"/>	<input type="text"/>	PRICE	<input type="text"/>	
			123654		

TRAIN TICKET			TRAIN TICKET 		
	PLATFORM	DATE	TIME	PLATFORM	<input type="text"/>
	<input type="text"/>	<input type="text"/>	<input type="text"/>	DATE	<input type="text"/>
	CLASS	SEAT		CLASS	<input type="text"/>
	<input type="text"/>	<input type="text"/>		CARRIAGE Nº	<input type="text"/>
ARRIVE	DEPARTURE	PRICE	TO	<input type="text"/>	
<input type="text"/>	<input type="text"/>	<input type="text"/>	PRICE	<input type="text"/>	
			123654		

TRAIN TICKET			TRAIN TICKET 		
	PLATFORM	DATE	TIME	PLATFORM	<input type="text"/>
	<input type="text"/>	<input type="text"/>	<input type="text"/>	DATE	<input type="text"/>
	CLASS	SEAT		CLASS	<input type="text"/>
	<input type="text"/>	<input type="text"/>		CARRIAGE Nº	<input type="text"/>
ARRIVE	DEPARTURE	PRICE	TO	<input type="text"/>	
<input type="text"/>	<input type="text"/>	<input type="text"/>	PRICE	<input type="text"/>	
			123654		



BOARDING PASSES



BOARDING PASS

Flight:

Gate:

Date:

Time:

From:

To:

Class:

Seat:



Flight:

Gate:

Date:

Time:

From:

To:

Class:

Seat:

BOARDING PASS



BOARDING PASS

Flight:

Gate:

Date:

Time:

From:

To:

Class:

Seat:



Flight:

Gate:

Date:

Time:

From:

To:

Class:

Seat:

BOARDING PASS



BOARDING PASS

Flight:

Gate:

Date:

Time:

From:

To:

Class:

Seat:



Flight:

Gate:

Date:

Time:

From:

To:

Class:

Seat:

BOARDING PASS



BUS TICKETS



BUS TICKET S.No:

S.No:

Date:

Date:

Time:

Time:

From:

From:

To:

To:



BUS TICKET S.No:

S.No:

Date:

Date:

Time:

Time:

From:

From:

To:

To:



BUS TICKET S.No:

S.No:

Date:

Date:

Time:

Time:


From:

From:

To:

To:





CRUISE TICKETS

FIRST CLASS		PASSENGER TICKET & BAGGAGE CHECK		⚓ SEA CRUISE COMPANY	
TICKET TO PARADISE			⚓ SEA CRUISE COMPANY		
PASSENGER NAME		<input type="text"/>			
ORIGIN SEAPORT	<input type="text"/>	DESTINATION SEAPORT	<input type="text"/>		
SHIP	<input type="text"/>	CABIN	<input type="text"/>		
DATE			<input type="text"/>	BOARDING TIME	<input type="text"/>

PASSENGER NAME:
CABIN:
FROM:
TO:
DEPARTURE DATE & TIME:

FIRST CLASS		PASSENGER TICKET & BAGGAGE CHECK		⚓ SEA CRUISE COMPANY	
TICKET TO PARADISE			⚓ SEA CRUISE COMPANY		
PASSENGER NAME		<input type="text"/>			
ORIGIN SEAPORT	<input type="text"/>	DESTINATION SEAPORT	<input type="text"/>		
SHIP	<input type="text"/>	CABIN	<input type="text"/>		
DATE			<input type="text"/>	BOARDING TIME	<input type="text"/>

PASSENGER NAME:
CABIN:
FROM:
TO:
DEPARTURE DATE & TIME:

FIRST CLASS		PASSENGER TICKET & BAGGAGE CHECK		⚓ SEA CRUISE COMPANY	
TICKET TO PARADISE			⚓ SEA CRUISE COMPANY		
PASSENGER NAME		<input type="text"/>			
ORIGIN SEAPORT	<input type="text"/>	DESTINATION SEAPORT	<input type="text"/>		
SHIP	<input type="text"/>	CABIN	<input type="text"/>		
DATE			<input type="text"/>	BOARDING TIME	<input type="text"/>

PASSENGER NAME:
CABIN:
FROM:
TO:
DEPARTURE DATE & TIME:





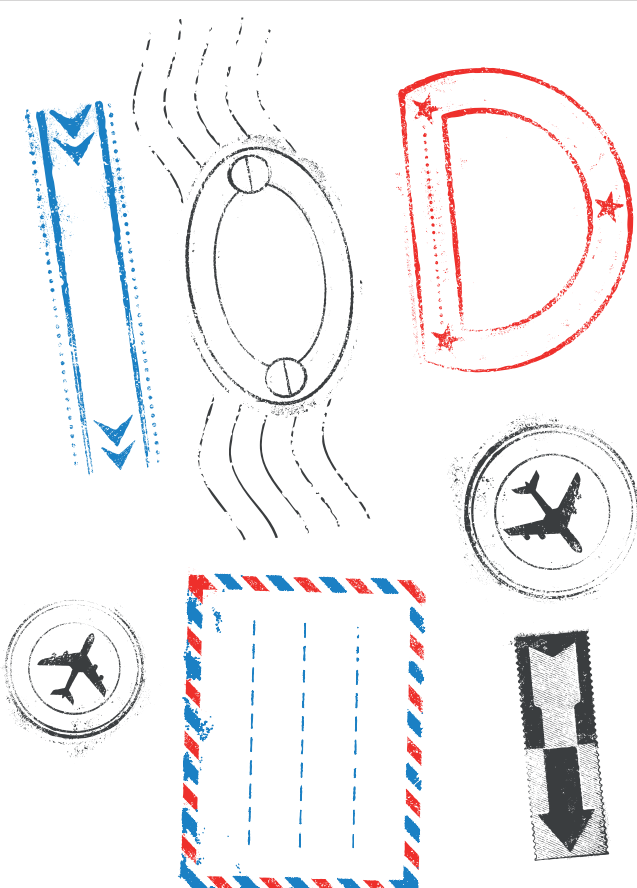



Pretend Ticket Scanners


CUT OUT AND LAMINATE THE PRETEND
SCANNERS TO USE FOR TICKETING.

Pretend Passport

Directions: Cut out the pretend passport. Fold it to create the passport. Fill in your information.

 <p>Issued by Growing Play</p>	<h2>PASSPORT</h2> 								
<table border="1"><tr><td data-bbox="211 1197 349 1491"> Signature</td><td data-bbox="357 1197 706 1491">Photo</td></tr><tr><td data-bbox="211 1512 349 1932">Passport Number:</td><td data-bbox="357 1512 706 1932">Name:</td></tr><tr><td data-bbox="211 1512 349 1764">Expiration Date:</td><td data-bbox="357 1512 706 1764">Date of birth:</td></tr><tr><td data-bbox="211 1774 349 1932">Issue Date:</td><td data-bbox="357 1774 706 1932">Country of Origin:</td></tr></table>	 Signature	Photo	Passport Number:	Name:	Expiration Date:	Date of birth:	Issue Date:	Country of Origin:	 <p>Decorative stamps and graphics including a blue banner, a red 'D' stamp, a circular airplane stamp, a rectangular airplane stamp, a circular airplane stamp, a rectangular airplane stamp, and a checkered arrow.</p>
 Signature	Photo								
Passport Number:	Name:								
Expiration Date:	Date of birth:								
Issue Date:	Country of Origin:								

Baggage Tags



Luggage Tags

Directions: Cut out each luggage tag. Write your information and folder over to create the pretend luggage tags. Optional: Add a string, clip or lanyard.



Name: _____

Street: _____

Cit, State, Zip: _____

Phone Number: _____



Name: _____

Street: _____

Cit, State, Zip: _____

Phone Number: _____




Name: _____

Street: _____

Cit, State, Zip: _____

Phone Number: _____

Airplane Menu

Seat #	Quantity	Passenger's Name	Menu Item
			 Popcorn
			 Fruit
			 Pretzel
			 Pizza
			 Hog Dog
			 Hamburger
			 Lemonade
			 Tea
			 Milk
			 Coffee

Airport Signs



Security



Check In











Waiting



Departure

Seat Number Signs

 <p>Seat Number</p> <input data-bbox="544 409 755 651" type="text"/>	 <p>Seat Number</p> <input data-bbox="1193 409 1404 651" type="text"/>
 <p>Seat Number</p> <input data-bbox="544 840 755 1081" type="text"/>	 <p>Seat Number</p> <input data-bbox="1193 840 1404 1081" type="text"/>
 <p>Seat Number</p> <input data-bbox="544 1270 755 1512" type="text"/>	 <p>Seat Number</p> <input data-bbox="1193 1270 1404 1512" type="text"/>
 <p>Seat Number</p> <input data-bbox="544 1701 755 1942" type="text"/>	 <p>Seat Number</p> <input data-bbox="1193 1701 1404 1942" type="text"/>

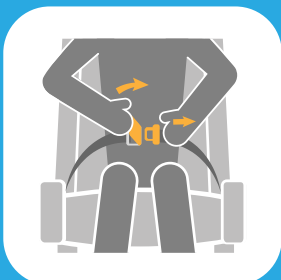


SAFETY ON BOARD



Directions: Put a check mark in each box once you have reviewed the safety rules.


FASTEN SEAT BELT




EMERGENCY EXIT



LIFE VEST



BRACE POSITIONS

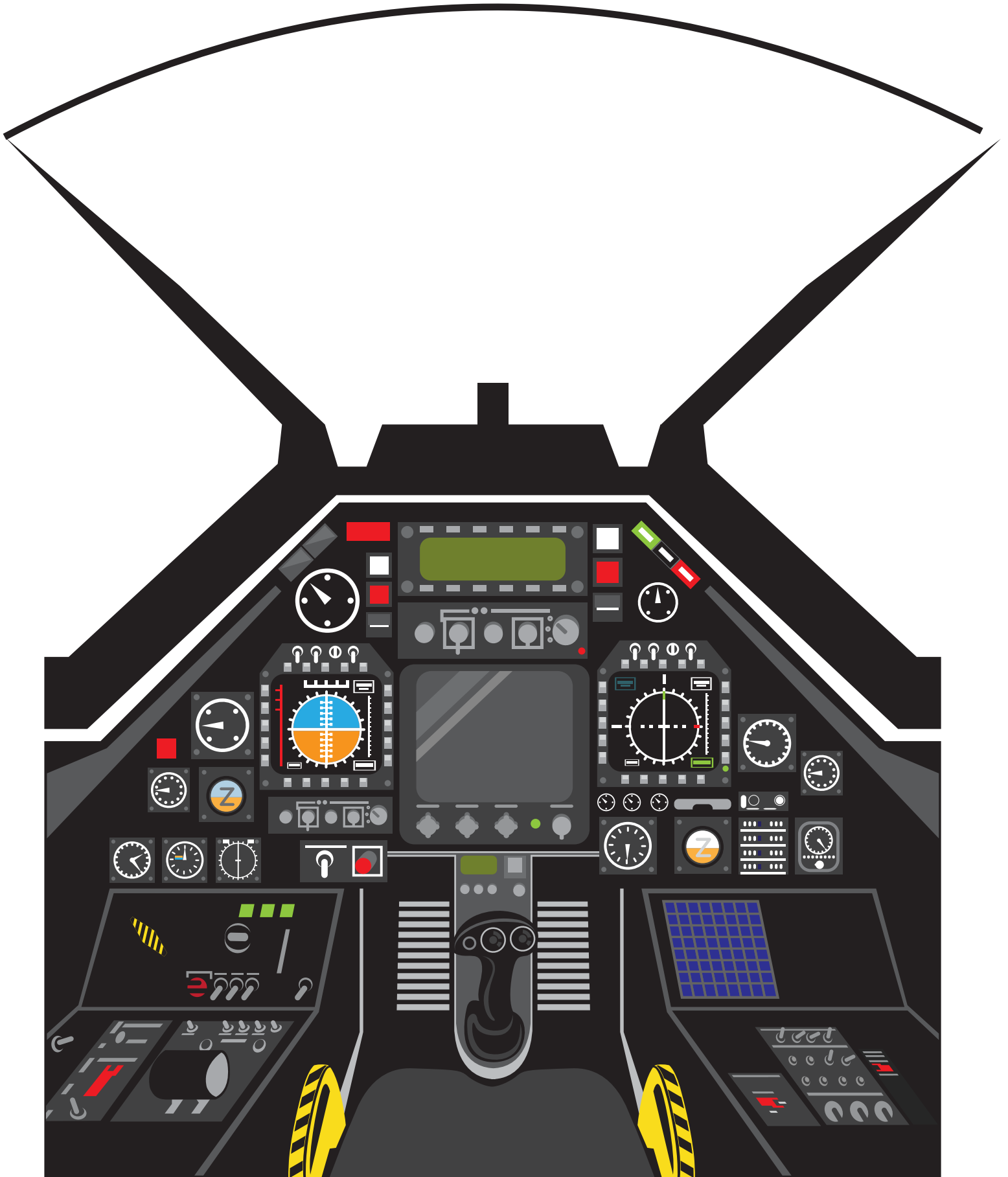


OXYGEN MASK



Additional safety rules:

Control Panel



Identification Tags



Name:



Job title: Pilot



Name:



Job title: Pilot



Name:



Job title: Air Traffic Controller



Name:



Job title: Baggage Check



Name:



Job title: Customer Service



Name:



Job title: Security



Name:



Job title: Passport Agent



Name:



Job title: Flight Attendant



Name:



Job title: Ticketing Agent

Identification Tags



Name:



Job title: Bus Driver




Name:



Job title: Bus Driver




Name:



Job title: Train Conductor




Name:



Job title: Train Conductor



Name:



Job title: Captain of Boat




Name:



Job title: Sailor



Name:



Job title: Cruise Director



Name:



Job title: Co-Pilot



Name:



Job title: Travel Agent



Name:

Date of Birth:

Address:

SCORE

Identify the following road signs.





Vision Test for Driver's License

E

1 20/200

F P

2 20/100

T O Z

3 20/70

L P E D

4 20/50

P E C F D

5 20/40

E D F C Z P

6 20/30

F E L O P Z D

7 20/25

D E F P O T E C

8 20/20

L E F O D P C T

9

F D P L T C E O

10

P E Z O L C F T D

11




BICYCLE

HAND SIGNALS




◀ LEFT TURN



▶ RIGHT TURN



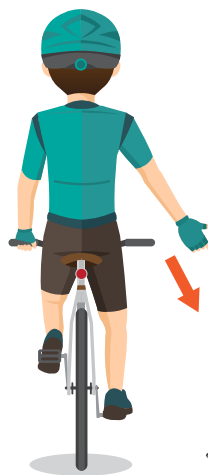
■ STOP




● SLOW DOWN



▲ GIVE WAY



! ROAD HAZARD
POTHOLES



! ROAD HAZARD

DRIVER LICENSES

 **PLANE**


ENHANCED DRIVER LICENSE

PICTURE:

NAME:
STREET:
CITY, STATE, ZIP:

SIGNATURE:




 **BUS**


ENHANCED DRIVER LICENSE

PICTURE:

NAME:
STREET:
CITY, STATE, ZIP:

SIGNATURE:




 **TRAIN**


ENHANCED DRIVER LICENSE

PICTURE:

NAME:
STREET:
CITY, STATE, ZIP:

SIGNATURE:




 **BOAT**

ENHANCED DRIVER LICENSE









PICTURE:

NAME:
STREET:
CITY, STATE, ZIP:

SIGNATURE:







Map



AIRPORT		BUS STATION	
SEAPORT		TAXI STAND	
POLICE STATION		LIGHT RAIL STATION	
FIRE STATION		TRAIN STATION	



Schedules










Schedules

ARRIVALS

TIME	FROM	FLIGHT	STATUS



- ON TIME
- CANCELLED
- BOARDING
- APPROACH
- CHECK IN
- DEPARTED
- LANDED
- ON TIME




DEPARTURES

TIME	FROM	FLIGHT	STATUS

- NEW YORK
- ATLANTA
- BOSTON
- LOS ANGELES
- FLORIDA
- CHICAGO
- HOUSTON
- PHILADELPHIA
- PHOENIX
- SAN DIEGO
- DALLAS
- TOKYO
- MUMBAI
- SHANGHAI
- BUENOS AIRES
- BEIJING
- CAIRO
- MOSCOW
- TORONTO

Gas Station



Pier Hours of Operation

DAY	OPEN	CLOSE
MONDAY		
TUESDAY		
WEDNESDAY		
THURSDAY		
FRIDAY		
SATURDAY		
SUNDAY		



Bus Station Hours of Operation

DAY	OPEN	CLOSE
MONDAY		
TUESDAY		
WEDNESDAY		
THURSDAY		
FRIDAY		
SATURDAY		
SUNDAY		



Airport Hours of Operation


DAY	OPEN	CLOSE
MONDAY		
TUESDAY		
WEDNESDAY		
THURSDAY		
FRIDAY		
SATURDAY		
SUNDAY		



Train Station Hours of Operation

DAY	OPEN	CLOSE
MONDAY		
TUESDAY		
WEDNESDAY		
THURSDAY		
FRIDAY		
SATURDAY		
SUNDAY		






























Cruise Ship Activity Planner

Passenger's Name:

Room Number:

Age:

Cruise Ship Activity	Great	Good	Okay
 Snorkeling			
 Sightseeing			
 Swimming			
 Dolphin watching			
 Surfing			
 Sand castles			



Cruise Ship Room Information

Welcome

.....

.....

.....

.....

.....

.....

.....

.....

.....

.....



NAME OF PASSENGER :

DESTINATION :

FROM :

DATE :

TO :

DEPART FROM :

OF :

DEPART TIME :

Have a pleasant trip !



ROOM KEY

Room Number




Postcards

WRITE SOME POSTCARDS TO TELL ABOUT YOUR TRAVELS.



A postcard template with a red and blue diagonal striped border. In the top-left corner, there is a circular blue stamp that says "VOYAGE" at the top and "VOYAGE" at the bottom, with a sailboat and an anchor in the center. On the right side, there is a "From:" label followed by three horizontal lines for an address. Below that is a "To:" label followed by four horizontal lines for a recipient address. In the top-right corner, there are three stamps: a circular blue "AIR MAIL" stamp with a plane and "Par Avion" written below it, a rectangular blue "AIR MAIL PAR AVION" stamp with a plane icon, and a rectangular white stamp with a red "R" and the number "No: 584663". The left side of the card has seven horizontal lines for writing a message.



A postcard template with a red and blue diagonal striped border. In the top-left corner, there is a square orange stamp that says "BEACH MAIL" in bold letters, with illustrations of a beach umbrella, a beach chair, and a seashell. On the right side, there is a "From:" label followed by three horizontal lines for an address. Below that is a "To:" label followed by four horizontal lines for a recipient address. In the top-right corner, there are three stamps: a circular blue "AIR MAIL" stamp with a plane and "Par Avion" written below it, a rectangular blue "AIR MAIL PAR AVION" stamp with a plane icon, and a rectangular white stamp with a red "R" and the number "No: 584663". The left side of the card has seven horizontal lines for writing a message.